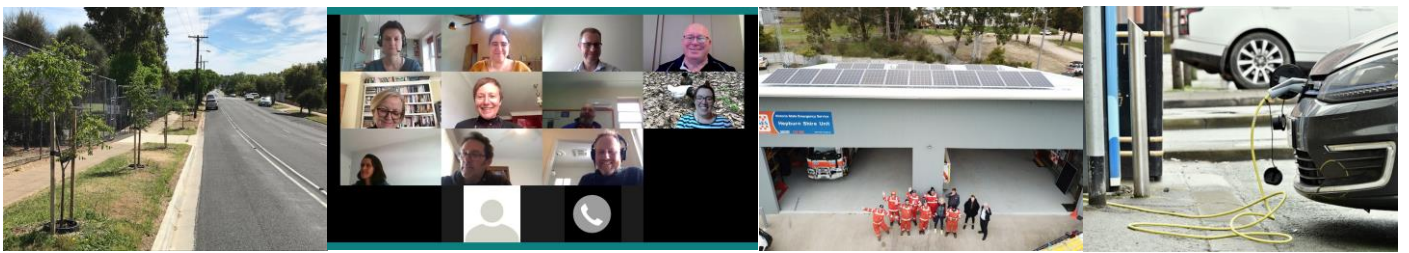




CENTRAL VICTORIAN
Greenhouse Alliance

Annual Report 2019/ 2020



Contents

Message from the Chair	2
About CVGA	3
20 Years of CVGA	4
Board Members	5
Employees	5
Feedback from our Members and Stakeholders	6
2019/ 2020 at a Glance	7
Project Profile- Charging the Regions	9
Project Profile- MASH, Hepburn & Mallee Sun Solar Bulk Buys	10
CVGA 2019/ 2020 Financial Overview	11
CVGA 2019/ 2020 Financial Reports	12
Contact	21

Message from the Chair



It may be an understatement to call 2020 a big year, but this year will go down in history as a pivotal moment in time. Climate change rocketed to the top of the national agenda in January as we faced unprecedented summer bushfires with around three quarters of the country being impacted by the fires or bushfire smoke that choked and persisted for weeks. There are now almost 100 local councils across Australia that have declared climate emergency and there are four of these within our CVGA region. Our near neighbours in New Zealand have also just passed a climate emergency motion joining around 20 other countries and the European Union representing 28 member states. While we are still coming

to terms with the full impact of the COVID 19 pandemic, the need for a recovery approach that addresses climate and social justice has been brought into sharp focus.

Overall, it has been an eventful and significant year and CVGA work on projects that act on climate change has continued steadily. An incredible amount work has been undertaken despite COVID. There are many ongoing projects like streetlighting upgrades, the 'Cool It' project, community solar programs and the renewable energy PPA. The new electric vehicle EV "Charging the Regions" project shows the impact CVGA can have with bringing together 55 councils to get economies of scale and have greater impact. Advocacy work has also continued building on past work like input into the Parliamentary Inquiry into Tackling Climate Change. CVGA has worked with other major climate action bodies and amplified messages around the opportunities to 'build back better' with economic, environmental and social benefits in response to the pandemic.

On behalf of the board I would like to acknowledge and extend gratitude to Rob Law, our Executive Officer, for his professionalism, high calibre work and tireless advocacy. We have seen CVGA move from strength to strength in bringing councils together in collaboration for common purpose and benefit. I would also like to express thanks to Sandra for her terrific work as Project Manager, Jo for her work on the fabulous MASH program, and Sharyn for doing a great job in keeping the accounts in order.

Many thanks to our board members for your contributions and participation over the past year. I'd like to welcome incoming board members Cr Liesbeth Long, Cr Ross Stanton, Cr Linda Jungwirth, and Cr Anne Moore. Also special thanks to outgoing board members Cr Colleen Condiffe, Heather Green, Rebecca Stockfeld, Cr Natasha Gayfer, and Cr Brian Gibson for your contributions, support and diligence. It is also important to extend thanks to all of the council officers who work closely with CVGA and so willingly share their expertise.

I'm looking forward to the year ahead and all of the exciting opportunities we have in front of us as we 'build back better' in response to COVID in a way that builds our resilience, is good for our region, our people and our climate.

A handwritten signature in black ink, appearing to read 'Belinda Coates'.

Belinda Coates
CVGA Chair and Councillor Ballarat City Council

About CVGA

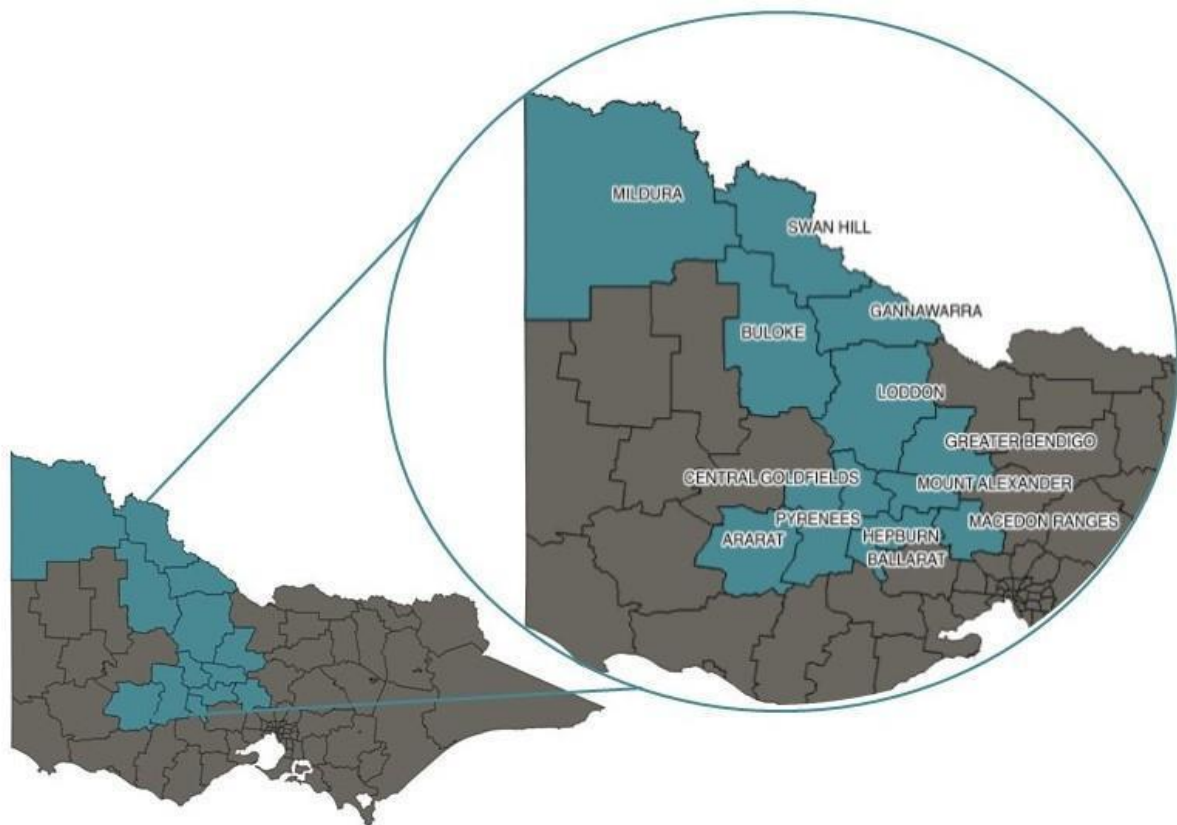
The Central Victorian Greenhouse Alliance (CVGA) is a formal network of 13 local governments operating in central and northern Victoria. Established in 2001, the CVGA is part of a broader network of greenhouse alliances operating across the state.

Vision: Our region is home to empowered, thriving and sustainable communities leading the way in addressing climate change.

Mission: Local governments working together to drive action on climate change across central and northwest Victoria.

Our core objectives are:

1. developing and implementing innovative regional projects,
2. undertaking advocacy
3. knowledge sharing and promoting best practice across local government



20 Years of CVGA

In June 2000, representatives of central Victorian councils, the Department of Natural Resources and Environment, the North Central Catchment Management Authority and the Latrobe University Bendigo formed the Central Victorian Greenhouse Alliance to prepare a community based regional response to the problem of climate change. Three years later, the Alliance became an Incorporated Association which included nine local governments, seven business, government and community organizations, numerous working group members and an expanding program of greenhouse gas abatement activities.

Over time, the CVGA eventually became an alliance of 13 local governments in central, western and north western Victoria. In addition, other council regions across Victoria gradually formed their own regional climate change/greenhouse alliances. Today there are now 9 alliances operating across most of the 79 councils in Victoria. Increasingly, these alliances are working closely with one another to scale up projects, advocacy and knowledge sharing across the local government sector in Victoria.

The CVGA has been enormously successful over the past twenty years, delivering over \$70M worth of regional projects, undertaken significant advocacy campaigns and helped to build capacity across the region to respond to climate change efficiently and effectively.


In 2020, the issue of climate change has only become more pressing, and the opportunities for our region of reducing emissions and increasing our resilience are still large.




CENTRAL VICTORIA SOLAR CITY 14 MUNICIPALITIES



HOW WE RAN A BEHAVIOUR CHANGE PILOT PROGRAM AND THE LESSONS WE LEARNT



AN INVESTMENT GUIDE FOR LANDHOLDERS AND PURCHASERS
 • Final
 • 4 Mar 2015
 Ben Keogh, Paul Debrano and Craig O'Brien



Board Members

NAME	COUNCIL
Dr Tim Harrison	Ararat Rural City Council
Cr Belinda Coates	City of Ballarat
Cr Jennifer Alden	City of Greater Bendigo
Cr David Pollard	Buloke Shire Council
Rebecca Stockfeld	Central Goldfields Shire Council
Cr Brian Gibson	Gannawarra Shire Council
Evan King	Hepburn Shire Council
Cr Colleen Condliffe	Loddon Shire Council
Cr Natasha Gayfer	Macedon Ranges Shire Council
Jason Modica	Mildura Rural City Council
Jess Howard	Mount Alexander Shire Councils
Cr David Clark	Pyrenees Shire Council
Heather Green	Swan Hill Rural City Council

Employees

NAME	POSITION
Rob Law	Executive Officer
Sandra Ryan	Finance/ Project Manager
Jo Kaptein	MASH program Lead
Sharyn Robinson	Finance Officer
Adam Zaborszczyk	Loddon Mallee Regional Roadmap Technical Lead
James Depasquale	Loddon Mallee Regional Roadmap Project Manager

Feedback from our Members and Stakeholders

“Being a member of CVGA is being part of a unified team with similar aims and objectives. Not only have we achieved funding for projects that reduce emissions they also save dollars. Our Council is proud to be a member of a progressive and well managed organisation. Well done Rob and team.”

Heather Green, Director of Development and Planning, Swan Hill Rural City Council

“The ongoing enthusiasm and efforts of CVGA staff to facilitate and advocate for action on climate change is priceless. Their proactive and collaborative approach to working with local councils ensures that initiatives can easily be incorporated into plans and programs, and that projects can be efficiently implemented. The CVGA provides many benefits to councils and multiplies Council’s contribution many times over – it is a privilege to be part of the alliance, and a joy to work with the staff.”

Silvana Predebon, Environmental Policy and Sustainability Officer, Macedon Ranges Shire Council

“The MASH Solar Bulk-Buy plays a key role in MRSG’s strategy to make the Macedon Ranges carbon neutral by 2030 by providing simple, reliable, and cost-effective ways for residents to move away from fossil fuels and to transition to clean, renewable energy in their homes. Community Groups in the Macedon Ranges are also enjoying affordable solar through the generous MASH Community Bonus program and the availability of interest-free loans from MRSG’s Renewable Energy Fund.”

Dr David Gormley-O'Brien, President, Macedon Ranges Sustainability Group

“The Local Government areas of the Barwon South West are working towards the establishment of a formal climate alliance for our region and the Central Victorian Greenhouse Alliance has been instrumental. The support provided and the opportunity to connect, share knowledge and experiences with others is so valuable and greatly appreciated.”

Lauren Schneider, Natural Environment Coordinator, Warrnambool City Council

2019/ 2020 at a Glance

	INITIATIVES	OUTCOMES
PROJECTS	Lighting the Regions 2: Major Roads	18 partner Councils collaborated to scope the options to deliver the major road lighting bulk changeover program from 2019/20, as well as the residential lighting replacement for the City of Ballarat. The project will enable Councils to innovatively reduce operating costs and greenhouse gas emissions associated with major road lighting assets, as well as climate change impacts in their respective municipalities.
	Local Government Renewable Energy Buyers Group	The CVGA has worked with 12 of its member councils and other greenhouse alliances and the City of Darebin to proceed to tender for 100% renewable electricity for council operations. The tender period closed in October 2020 and if successful will see councils enter into a 7-10 year agreement for 100% renewable electricity through a Power Purchase Agreement (PPA) from July 2021.
	Loddon Mallee Renewable Energy Roadmap	The Loddon Mallee Regional Renewable Energy Roadmap provided policy makers and industry with an understanding of the economic potential for renewable energy within the region and give the community a voice in how they would like to see this transformation take place. The development of the Roadmap will contribute to a suite of individual but aligned Regional Renewable Energy Roadmaps for other Department of Environment Land Water and Planning (DELWP) regions.
	MASH, Hepburn and Mallee Sun Solar Bulk Buy	This financial year, MASH launched into the Swan Hill region under the banner, Mallee Sun Solar Bulk Buy. Communities in the Shires of Mount Alexander, Hepburn and Macedon Ranges have invested in over 1.3 MW of solar PV in the past financial year. MASH also contributed over \$14,000 towards solar PV for DOXA Malmsbury Camp, Hepburn SES and Vivid Swan Hill, through our community bonus program. MASH will be launching into other local government areas such as Loddon, Central Goldfields, Ararat, and Pyrenees in 2020/2021.
	Cool It Stage 2	The CVGAs Cool It program has entered its second phase. This phase has seen street tree plantings across small rural and regional shires in priority areas identified in stage 1, heat vulnerability mapping for 3 councils, and a climate resilient street tree database.
	Charging the Regions	CVGA lead on a project with 55 Victorian councils to understand what local governments' role is in the provision of electric vehicle charging infrastructure. The project produced guidance for councils to understand what their niche role is, where and what type of charger/s to install and the different options for facilitating private investment.

	Clean Energy for Resilience	CVGA, through the MASH program, installed solar and battery systems on the Hepburn Recreation reserve, and the Malmsbury CFA through a grant from Bank Australia. The project will help the Hepburn Recreation Reserve and the Malmsbury CFA to be more resilient in the event of the grid going down during an emergency, while also helping to cut their energy bill and reduce greenhouse gas emissions.
ADVOCACY	Submissions/ Consultations	CVGA made 7 submissions covering key issues including low income energy efficiency stimulus, low emissions technology roadmap, Infrastructure priorities for the regions, integrated system plan, Inquiry into tackling climate change and the Victorian Government's Interim emissions target and priorities. CVGA has also continued its role as the sole representative of local government sector on the National Roundtable of Energy Consumers.
KNOWLEDGE SHARING	Forums	<ul style="list-style-type: none"> • How to Talk about Climate Change in a local government context - insights from social research with Rebecca Huntley • Electric vehicle charging infrastructure for local government
	Conference	The annual Victorian Greenhouse Alliance Conference was unfortunately cancelled this year due to Covid 19. The annual conference will now take place in May 2021.

Project Profile- Charging the Regions




A dense Statewide network of Electric Vehicle (EV) fast charging infrastructure

The Central Victorian Greenhouse Alliance has facilitated a Statewide project looking at delivering a dense network of electric vehicle fast charging infrastructure. The project, called Charging the Regions, has partnered with 55 councils, the Goulburn Broken Greenhouse Alliance, the Western and Eastern Alliances for Greenhouse Action, the EV Council, and the Victorian Government.

Local governments have a niche role in supporting public charging for electric vehicles, particularly in regional and rural areas where top up and destination charging is important. A number of councils across the state have or are beginning to install and encourage EV charging points in their communities. This project recognises the opportunities for alignment between councils to ensure the best strategic outcome for councils, businesses, communities and EV drivers.

The first stage of the Charging the Regions project undertook a study to:-



1. Provide guidance to councils on the factors relevant to the placement of the various types of charging stations and costing for alternative charge station network options, including considerations of technical effectiveness, impact on the local economy, attractiveness to users and community desire to participate.
2. Understand role of local government in charging infrastructure including options for different ownership models and options to coordinate the maintenance and management of the Statewide network once installed.
3. Understand the opportunities for ongoing collaboration in a Statewide roll out

The first phase of the project is now complete and work is underway on the roll out of EV charging stations across the region. The CVGA has been awarded \$664,000 from the Victorian Government and is working with 12 councils to roll out the first stage of the Statewide network, consisting of 18 sites across central and north west Victoria with 50kw DC fast chargers.

Project Profile- MASH, Hepburn & Mallee Sun Solar Bulk Buys

Our community solar and battery bulk buy programs have had a successful year and have expanded into the mallee region with the launch of the Mallee Sun Bulk Buy.

Round 5 of MASH was launched in Macedon Ranges and Mount Alexander Shires and Round 2 in Hepburn Shire with new supplier, Bendigo based Cola Solar.

A total of 236 solar PV systems were installed across the region with 2 batteries, totalling 1.3MW of rooftop solar. In addition, over \$26,000 of free solar grants were awarded to Trentham Primary School, Hepburn SES, DOXA Malmsbury Camp and Vivid Swan Hill.

MASH also contributed \$7,500 and organised the installation for the CVGA led project, Clean Energy for Resilience, funded through the Bank Australia Community Customer Grant to install solar and battery systems on the Hepburn Recreation Reserve and the Malmsbury CFA.



CVGA 2019/ 2020 Financial Overview

CVGA's total income for the year was \$881,243 and expenses were \$799,826, resulting in a total annual profit of \$81,417 and a retained profit of \$175,330.

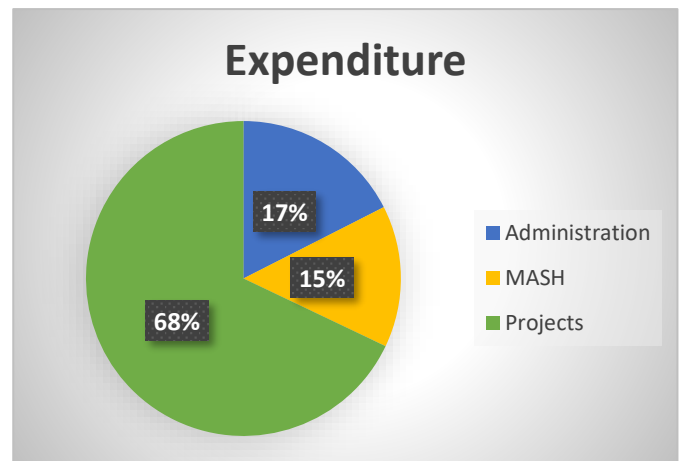
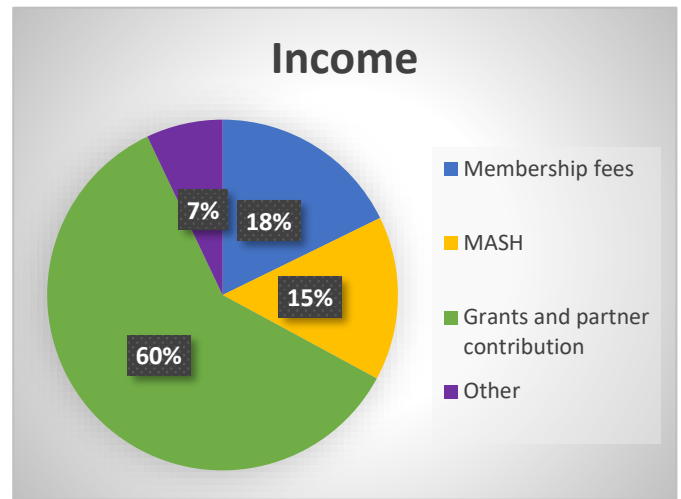
CVGA was successful in receiving \$321,681 in project grant funding and partner contributions for the Cool It Stage 2, Lighting the Regions- Major Lights, Charging the Regions (EV), Social SunPower and Loddon Mallee Renewable Energy Roadmap projects.

MASH (More Australian Solar Homes) program ran Solar Bulk Buy campaigns in Mount Alexander, Macedon Ranges, Hepburn and Swan Hill Shires and launched MASH 5 and HSBB 2 rounds. MASH awarded \$14,036 in community bonus grants across the Hepburn, Macedon and Mount Alexander Shires.

The Year Ahead

In 2020/ 2021 FY, CVGA expects to receive memberships fees higher than last financial year, due to an increase in the membership fees.

CVGA also expects to receive \$644,000 in project grant money for the Charging the Regions 2 project.



**CENTRAL VICTORIAN GREENHOUSE
ALLIANCE INCORPORATED**

**FINANCIAL STATEMENTS
FOR THE YEAR ENDED
30 June 2020**



CENTRAL VICTORIAN GREENHOUSE ALLIANCE INCORPORATED

CONTENTS

	Page No.
Profit and Loss Statement	2
Balance Sheet	3
Notes to the Financial Statements	4
Depreciation Schedule	7
Statement by Members of the Committee	8

CENTRAL VICTORIAN GREENHOUSE ALLIANCE INCORPORATED

**PROFIT AND LOSS STATEMENT
FOR THE YEAR ENDED 30 JUNE 2020**

	Note	2020 \$	2019 \$
INCOME			
Membership Fees		156,500	152,500
Project Grants		662,504	463,821
Interest		4,168	4,119
Other Revenue	2	47,081	62,342
Government Subsidies	3	10,902	-
		<u>881,243</u>	<u>682,782</u>
LESS EXPENDITURE			
Accountancy And Audit		4,940	900
Advertising		21,886	9,323
Bank charges		194	189
Bookkeeping		-	4,860
Consultancy		396,501	196,140
Depreciation - Plant And Equipment		2,723	463
Depreciation - Motor Vehicles		5,757	1,575
Depreciation - In-House Software		1,641	461
Entertainment		181	183
Insurance	4	3,059	1,372
Interest		2	-
Internal		26,629	40,396
Leave Provision Movement		-	7,948
Low Cost Asset (write off)		63	51
Meetings		9,602	4,971
Multi Agency Safeguarding Hub (MASH)		24,163	94,426
Motor Vehicles	5	3,933	2,895
Printing, Postage And Stationery		1,758	2,279
Rent And Outgoings		13,925	13,498
Repairs And Maintenance		-	325
Staff Training And Welfare		-	1,066
Subscriptions		4,434	3,792
Sundry		91	64
Superannuation		23,222	21,568
Telephone And Internet		2,115	2,841
Travel		4,295	2,025
Wages		248,712	230,118
		<u>799,826</u>	<u>643,717</u>
		<u>81,417</u>	<u>39,065</u>
NET OPERATING PROFIT			
		81,417	39,065
Retained Profits at the beginning of the financial year		<u>93,913</u>	<u>54,848</u>
TOTAL AVAILABLE FOR APPROPRIATION			
		<u>175,330</u>	<u>93,913</u>
RETAINED PROFITS AT THE END OF THE FINANCIAL YEAR			
		<u><u>175,330</u></u>	<u><u>93,913</u></u>

The accompanying notes form part of these financial statements.

Page 2

CENTRAL VICTORIAN GREENHOUSE ALLIANCE INCORPORATED

**BALANCE SHEET
AS AT 30 JUNE 2020**

	Note	2020 \$	2019 \$
CURRENT ASSETS			
Bank Australia 1204-5484		35,761	292,968
Bank Australia 138-355-806		46,168	25,125
Bank Australia 138-375-625		51,118	50,000
Bank Australia 138-375-626		25,572	25,000
Good And Services Tax	6	3,769	-
Trade Debtors		48,989	25,763
Accrued Interest		462	678
		<u>211,839</u>	<u>419,534</u>
FIXED ASSETS			
Plant and equipment	7	61,709	9,859
		<u>61,709</u>	<u>9,859</u>
TOTAL ASSETS		<u>273,548</u>	<u>429,393</u>
CURRENT LIABILITIES			
Sundry Creditors		-	19,526
Trade Creditors		40,209	36,364
Bank Australia Credit Cards		127	306
Superannuation Payable		4,056	7,202
Room 9 Key Deposit		55	-
PAYG Withholding Tax Payable		10,394	18,946
Leave Provisions		18,048	20,884
Project Income In Advance		25,329	215,932
Good And Services Tax	6	-	16,320
		<u>98,218</u>	<u>335,480</u>
TOTAL LIABILITIES		<u>98,218</u>	<u>335,480</u>
NET ASSETS		<u>175,330</u>	<u>93,913</u>
EQUITY			
Retained Profits		<u>175,330</u>	<u>93,913</u>
TOTAL EQUITY		<u>175,330</u>	<u>93,913</u>

The accompanying notes form part of these financial statements.

Page 3

CENTRAL VICTORIAN GREENHOUSE ALLIANCE INCORPORATED

NOTES TO THE FINANCIAL STATEMENTS FOR THE YEAR ENDED 30 JUNE 2020

1 Summary of Significant Accounting Policies

The financial statements are special purpose financial statements prepared in order to satisfy the financial reporting requirements of the Associations Incorporation Reform Act 2012 Victoria. The committee has determined that the association is not a reporting entity.

The financial statements have been prepared on an accruals basis and is based on historic costs and does not take into account changing money values or, except where stated specifically, current valuations of non-current assets.

The following significant accounting policies, which are consistent with the previous period unless stated otherwise, have been adopted in the preparation of these financial statements.

(a) Income Tax

The association is a not-for-profit organisation, and is exempt from income tax under the provisions of Division 50 of the Income Tax Assessment Act 1997.

(b) Property, Plant and Equipment

All property, plant and equipment are initially measured at cost and are depreciated over their useful lives to the association.

Depreciation

The depreciable amount of all fixed assets is depreciated on a straight-line basis over the asset's useful life to the association commencing from the time the asset is held ready for use.

(c) Trade Debtors and Other Receivables

Trade debtors and other receivables include amounts due from members as well as amounts receivable from grants. Receivables are expected to be collected within 12 months of the end of the reporting period, and therefore are classified as current assets.

(d) Employee Benefits

Provision is made for the association's liability for employee benefits arising from services rendered by employees to the end of the reporting period. Employee benefits have been measured at the nominal amounts expected to be paid when the liability is settled. Both annual leave and long service leave are recognised within the provisions liability.

(e) Cash and Cash Equivalents

Cash and cash equivalents includes cash on hand, deposits held at call with banks, other short-term highly liquid investments with original maturities of six months or less.

(f) Revenue and Other Income

Non-reciprocal grant revenue is recognised in profit or loss when the association obtains control of the grant and it is probable that the economic benefits gained from the grant will flow to the association and the amount of the grant can be measured reliably.

If conditions are attached to the grant which must be satisfied before it is eligible to receive the contribution, the recognition of the grant as revenue will be deferred until those conditions are satisfied.

When grant revenue is received whereby the association incurs an obligation to deliver economic value directly back to the contributor, this is considered a reciprocal transaction and the grant revenue is recognised in the statement of financial position as a liability until the service has been delivered to the contributor, otherwise the grant is recognised as income on receipt.

CENTRAL VICTORIAN GREENHOUSE ALLIANCE INCORPORATED

**NOTES TO THE FINANCIAL STATEMENTS
FOR THE YEAR ENDED 30 JUNE 2020**

(g) Trade Creditors and Other Payables

Trade creditors and other payables represent the liability outstanding at the end of the reporting period for goods and services received by the association during the reporting period that remain unpaid. The balance is recognised as a current liability with the amounts normally paid within 30 days of recognition of the liability.

(h) Goods and Services Tax (GST)

Revenues, expenses and assets are recognised net of the amount of GST, except where the amount of GST incurred is not recoverable from the Australian Taxation Office (ATO).

Receivables and payables are stated inclusive of the amount of GST receivable or payable. The net amount of GST recoverable from, or payable to, the ATO is included with other receivables or payables in the statement of financial position.

CENTRAL VICTORIAN GREENHOUSE ALLIANCE INCORPORATED

**NOTES TO THE FINANCIAL STATEMENTS
FOR THE YEAR ENDED 30 JUNE 2020**

	2020	2019
	\$	\$
2 Other Revenue:		
Commissions And Bonuses	14,036	21,368
Expense Reimbursement	-	92
Internal	26,629	40,396
Leave Provision Movement	2,836	-
Rent	3,580	486
	<u>47,081</u>	<u>62,342</u>
3 Government Subsidies:		
Cash Flow Boost	<u>10,902</u>	-
4 Insurance:		
WorkCover	<u>3,059</u>	<u>1,372</u>
5 Motor Vehicles:		
Petrol And Oil	970	1,179
Registration And Insurance	2,591	1,130
Repairs And Maintenance	<u>372</u>	<u>586</u>
	<u>3,933</u>	<u>2,895</u>
6 Good And Services Tax:		
GST Payable	(7,914)	(30,336)
GST Payable - Adjustments	-	(7)
Input Tax Credit	11,620	14,023
Input Tax Credit - Adjustments	<u>63</u>	<u>-</u>
	<u>3,769</u>	<u>(16,320)</u>
7 Plant and equipment:		
Plant And Equipment	6,212	2,331
Less Accumulated Depreciation	<u>3,186</u>	<u>463</u>
	<u>3,026</u>	<u>1,868</u>
Motor Vehicles	64,789	11,300
Less Accumulated Depreciation	<u>12,231</u>	<u>6,475</u>
	<u>52,558</u>	<u>4,725</u>
In-House Software	8,227	3,727
Less Accumulated Depreciation	<u>2,102</u>	<u>461</u>
	<u>6,125</u>	<u>3,266</u>
Total plant and equipment	<u>61,709</u>	<u>9,859</u>

CENTRAL VICTORIAN GREENHOUSE ALLIANCE INCORPORATED

**DEPRECIATION SCHEDULE
FOR THE YEAR ENDED 30 JUNE 2020**

	RATE & % PVT TYPE USE	COST ON HAND	OPENING WDV	ADDIT'NS	DATE ORIG. ADDIT'N	SALE PRICE	PARTSALE PRICE	PROFIT (LOSS)	DISPOSAL DATE	COST	CAPITAL GAIN/LOSS	DEPN	ACCUM DEPN	PRIVATE DEPN	ACCUM DEPN	PRIVATE DEPN	ACCUM CLOSING WDV	
Plant And Equipment																		
Computer Monitor	50.000	163	100	-	20/02/18	-	-	-	-	-	-	50	113	-	-	-	50	
Chair	40.000	145	123	-	14/02/19	-	-	-	-	-	-	40	71	-	-	-	74	
Desk	40.000	154	131	-	14/02/19	-	-	-	-	-	-	52	75	-	-	-	79	
Laptop	100.000	1,054	710	-	04/03/19	-	-	-	-	-	-	710	1,054	-	-	-	-	
Laptop	100.000	816	805	-	26/09/19	-	-	-	-	-	-	805	816	-	-	-	-	
CVGA Pull-up Banners	40.000	3,657	-	3,657	13/11/19	-	-	-	-	-	-	803	803	-	-	-	2,734	
iPad	100.000	225	-	225	26/11/19	-	-	-	-	-	-	134	134	-	-	-	91	
		6,212	1,868	3,881								2,723	3,186				3,026	
Motor Vehicles																		
Toyota Prius	25.000	11,200	4,725	-	01/07/16	-	-	-	-	-	-	1,181	7,656	-	-	-	3,544	
2019 Hyundai Kona 1RI 6KQ	25.000	53,589	-	53,589	27/02/20	-	-	-	-	-	-	4,576	4,576	-	-	-	49,013	
		64,789	4,725	53,589								5,757	12,232				52,557	
In-House Software																		
MASH HSEB Website	20.00P	1,818	1,568	-	25/10/18	-	-	-	-	-	-	364	814	-	-	-	1,204	
Mallee Sun Solar Website	20.00P	6,409	1,698	4,500	11/12/18	-	-	-	-	-	-	1,277	1,488	-	-	-	4,801	
		8,227	3,266	4,500								1,641	2,102				6,205	
Total Assets		79,228	9,859	61,970								10,121	17,520				61,708	

The accompanying notes form part of these financial statements.

STATEMENT BY MEMBERS OF THE COMMITTEE

The committee has determined that the association is not a reporting entity and that this special purpose financial report should be prepared in accordance with the accounting policies outlined in Note 1 to the financial statements.

In accordance with a resolution of the committee of Central Victorian Greenhouse Alliance Incorporated, the members of the committee declare that the financial statements as set out on pages 2 to 7:

1. present a true and fair view of the financial position of Central Victorian Greenhouse Alliance Incorporated as at 30 June 2020 and its performance for the year ended on that date in accordance with the accounting policies described in Note 1 to the financial statements and the requirements of the Associations Incorporation Reform Act 2012; and
2. at the date of this statement there are reasonable grounds to believe that Central Victorian Greenhouse Alliance Incorporated will be able to pay its debts as and when they fall due.

This statement is signed for and on behalf of the committee by:

President



Thank you to our Members and their continuing support.



Contact

Rob Law
Executive Officer
Central Victorian Greenhouse Alliance
eo@cvga.org.au
Mobile: 0467 692 827
www.cvga.org.au



CENTRAL
VICTORIAN
**Greenhouse
Alliance**